

AS-6M

360W~400W

MONOCRYSTALLINE MODULE

ADVANCED PERFORMANCE & PROVEN ADVANTAGES

- High module conversion efficiency up to 20.29% through innovative Passivated Emmitter Rear Cell (PERC) technology.
- Low degradation and excellent performance under high temperature and low light conditions.
- Robust aluminum frame ensures the modules to withstand wind loads up to 3600Pa and snow loads up to 5400Pa.
- High reliability against extreme environmental conditions (passing salt mist, ammonia and hail tests).
- Potential induced degradation (PID) resistance.
- Positive power tolerance of 0 ~ +3 %.

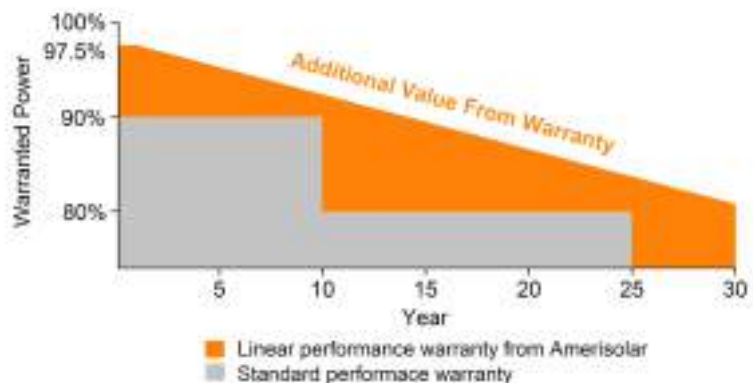
CERTIFICATIONS

- IEC 61215, IEC 61730, UL 1703, IEC 62716, IEC 61701, IEC TS 62804, CE, CQC, ETL(USA), JET(Japan), J-PEC(Japan), KS(South Korea), BIS(India), MCS(UK), CEC(Australia), CSI Eligible(CA-USA), Israel Electric(Israel), InMetro(Brazil), TSE(Turkey)
- ISO 9001:2015: Quality management system
- ISO 14001:2015: Environmental management system
- ISO 45001:2018: Occupational health and safety management system

SPECIAL WARRANTY

- 20 years product warranty
- 30 years linear power output warranty

Passionately
committed to
delivering innovative
energy solution



ELECTRICAL CHARACTERISTICS AT STC

Maximum Power (P_{max})	360W	365W	370W	375W	380W	385W	390W	395W	400W
Open Circuit Voltage (V_{OC})	47.6V	47.8V	48.0V	48.2V	48.4V	48.6V	48.8V	49.0V	49.2V
Short Circuit Current (I_{SC})	9.71A	9.78A	9.85A	9.92A	9.99A	10.06A	10.13A	10.20A	10.27A
Voltage at Maximum Power (V_{mp})	39.0V	39.2V	39.4V	39.6V	39.8V	40.0V	40.2V	40.4V	40.6V
Current at Maximum Power (I_{mp})	9.24A	9.32A	9.40A	9.47A	9.55A	9.63A	9.71A	9.78A	9.86A
Module Efficiency (%)	18.26	18.52	18.77	19.03	19.28	19.53	19.79	20.04	20.29
Operating Temperature	-40°C to +85°C								
Maximum System Voltage	1000V DC/1500V DC								
Fire Resistance Rating	Type 1(in accordance with UL 1703)/Class C(IEC 61730)								
Maximum Series Fuse Rating	15A								

STC: Irradiance 1000W/m², Cell temperature 25°C, AM1.5

ELECTRICAL CHARACTERISTICS AT NOCT

Maximum Power (P_{max})	268W	272W	276W	279W	283W	287W	291W	295W	299W
Open Circuit Voltage (V_{OC})	44.1V	44.3V	44.5V	44.7V	44.9V	45.1V	45.3V	45.5V	45.7V
Short Circuit Current (I_{SC})	7.87A	7.92A	7.98A	8.04A	8.09A	8.15A	8.21A	8.27A	8.33A
Voltage at Maximum Power (V_{mp})	35.9V	36.1V	36.3V	36.5V	36.7V	36.9V	37.1V	37.3V	37.5V
Current at Maximum Power (I_{mp})	7.47A	7.54A	7.61A	7.65A	7.72A	7.78A	7.85A	7.91A	7.98A

NOCT: Irradiance 800W/m², Ambient temperature 20°C, Wind Speed 1 m/s

MECHANICAL CHARACTERISTICS

Cell type	Monocrystalline PERC 158.75x158.75mm
Number of cells	72 (6x12)
Module dimensions	1979x996x40mm (77.91x39.21x1.57inches)
Weight	22kg (48.5lbs)
Front cover	3.2mm (0.13inches) tempered glass with AR coating
Frame	Anodized aluminum alloy
Junction box	IP67, 3 diodes
Cable	4mm ² (0.006inches ²), 1000mm (39.37inches)
Connector	MC4 or MC4 compatible

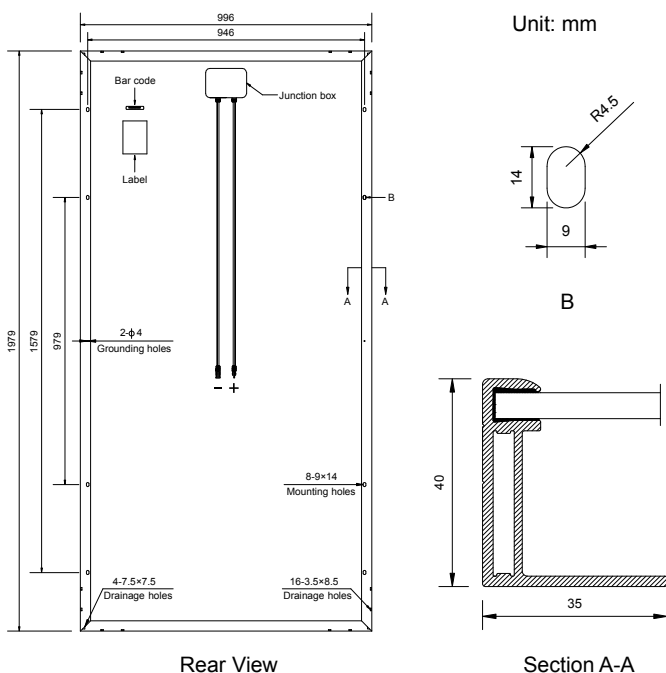
TEMPERATURE CHARACTERISTICS

Nominal Operating Cell Temperature (NOCT)	45°C±2°C
Temperature Coefficients of P_{max}	-0.37%/°C
Temperature Coefficients of V_{OC}	-0.29%/°C
Temperature Coefficients of I_{SC}	0.052%/°C


PACKAGING

Standard packaging	27pcs/pallet
Module quantity per 20' container	270pcs
Module quantity per 40' container	594pcs(GP)/649pcs(HQ)

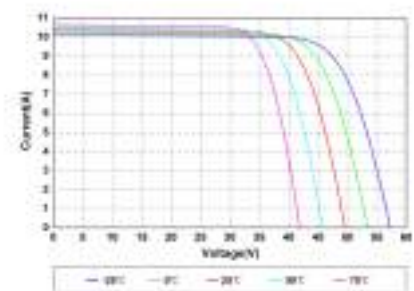
ENGINEERING DRAWINGS



IV CURVES



Current-Voltage and Power-Voltage Curves at Different Irradiances



Current-Voltage Curves at Different Temperatures

Specifications in this datasheet are subject to change without prior notice.